

PRO LANDSCAPER



horticruitment
tel: 01233 732767
info@horticruitment.com

HOME > FEATURED SLIDER > UK'S HIGHEST ROOF GARDEN LAUNCHES AT LANDMARK PINNACLE WITH BREATHTAKING VIEWS OF LONDON

Featured Slider Latest News

UK's highest roof garden launches at Landmark Pinnacle with breathtaking views of London

Jessica Dean-Hill ✉ · September 27, 2022

2 minutes read



The Sunset Over London from the UK's Highest Residential Roof Garden from Luxury Residential Building Landmark Pinnacle, Canary Wharf (c) Matt Livey iii

In early October 2022 the UK's highest roof garden has launched at Landmark Pinnacle, spanning the 75th floor of the UK's tallest residential tower developed by Chalegrove Properties. The Sky Terrace is the highest private amenity space ever created in London, offering uninterrupted 360° views that one would typically only be treated to when airborne. Residents will have views of iconic London landmarks including The Shard, Tower Bridge, The O2 Arena, Big Ben, the Royal Observatory and the London Eye.

Chalegrove Properties, the developer of Landmark Pinnacle, working with Squire and Partners architects and Farrer Huxley Landscape Architects had a collective vision to create a unique space befitting of the exceptional views which surround the roof garden. The space has been designed as a pair of landscaped external terraces providing spectacular panoramic views over London, while offering a healthy environment embracing biophilia to ensure residents can connect with nature in an otherwise urban setting.

Triple height glazed roof gardens crown the development and create 6566 ft² (610m²) of planted space, with seating and relaxation areas arranged to offer the best vistas over Canary Wharf to the East and London and The Thames to the West. The East terrace has been divided into a series of irregular niche corners with arranged seating designed for quiet contemplation, whilst the West side is more open for larger gatherings and social occasions. The contrasting areas add interest ensuring the space is inviting to all.

Other key features of the roof garden:

- **Planting scheme:** The planting is designed to deliver seasonal variety changing at every stage of the

PRO LANDSCAPER ★★★★★

MOST INFLUENTIAL

CAST YOUR VOTE

UK LANDSCAPE BAROMETER



REGISTER YOUR INTEREST



REGISTRATION NOW OPEN



year so the space is never the same whenever it is visited.

- **Landscape:** Is an important outdoor space where all residents and visitors can enjoy respite and relaxation. The mix of sensational views in this rooftop oasis will make 'The Sky Terrace' a desirable backdrop for residents seeking to host guests or for celebrations.
- **Lighting:** Carefully designed to complement and not take over from the planting and hard landscaping, it was important for the lighting to help foster a sense of atmosphere in the exterior spaces. The bespoke lighting provides sufficient illumination for residents to go about their activities in safety, whilst being low-key enough to not reflect too brightly in the outer glazed walls after dark and obliterate prized views over the capital.
- **Materials:** The introduction of natural materials such as stone and timber which are harmonious with the planting scheme have been selected to bring a sense of nature into the space. Materials have been selected to complement each other and provide a timeless yet relaxing environment in which residents can unwind and enjoy the double height glazing which maximises sightlines and vistas.

Embracing biophilic design

It is well known that bringing greenery into urban spaces can help reduce stress and anxiety, and together with the wider planting scheme on the roof, the living walls form the backdrop for a tranquil and relaxing place for residents and their guests to unwind.

The roof garden joins the tropical garden on Level 27 as examples of innovative ways that nature is being woven into Landmark Pinnacle to enrich the wellbeing of residents. Landmark Pinnacle is leading the way in how biophilic design can address a deficiency of green spaces and interactions with nature that can be attributed to urban living. Biophilia is an innate affinity human beings have with the natural world. By applying biophilic design principles at Landmark Pinnacle, we can subconsciously reconnect people with nature, whether this be through direct experiences, such as plants and water, or indirect experiences, such as natural materials, lighting, and organic forms.

The roof garden is one of several [amenity spaces](#) available to all residents at Landmark Pinnacle.



Share

The Friday Wrap

Subscribe to our mailing list to get the latest news and events, straight to your inbox!

SUBSCRIBE

Design, Plan & Calculate

With **Paving Calculator**

MEDITE SMARTPLY

Gold and Best Construction Award (Show Garden)*

Building the Future

FIND OUT MORE

*at the RHS Chelsea Flower Show 2022

EXTREME

Related Articles




New charter announced for diversity, equality and inclusivity

© September 29, 2022



Green-tech release their 2023 Product Catalogue

© September 28, 2022




Public urged to defend nature as new policies threaten nature, climate and food security

© September 28, 2022

LEAVE A REPLY

Your email address will not be published. Required fields are marked *






Name *

Email *

Website

I'm not a robot



reCAPTCHA
Privacy - Terms


POST COMMENT

This site uses Akismet to reduce spam. [Learn how your comment data is processed.](#)



POST COMMENT

This site uses Akismet to reduce spam. [Learn how your comment data is processed.](#)



TORO

Group
3300
rotar

All-r
view



× CHECK ALSO



Submission of
planning application
for Brookfield
riverside

September 27, 2022



A new public artwork